

2

SCENARI

LE COLLEZIONI

PROJECTORS

PER RIMANDI VEDERE CATALOGO GENERALE
FOR REFERENCES SEE GENERAL CATALOGUE

lucifero's
ARCHI-TECH LIGHTING

INDOOR - Proiettori | Projectors

CORONA P. 168 **NEW**



IRIDE P. 175



LEVA QUADRA P. 181




FOCUS P. 187 **NEW**




SEMPLICE P. 199



PHAR P. 205



PROIETTORI PER TRACK SYSTEM 230V - TRACK SYSTEM 230V PROJECTORS
vedi/see VOL. 1 - PROFILI - Le Collezioni "Track System"





ASSUMPTA EST MARIA
IN COELUM





CORONA

PROJECTORS

CORONA

Apparecchio da appoggio o da parete per illuminazione diretta e mirata, studiato per illuminare pareti e soffitti di chiese o particolari architettonici protetti dai beni culturali. Il profilo ha la predisposizione per il passaggio dei cavi elettrici. Due possibilità di installazione, verticale ed orizzontale. Completo di sorgenti LED professionali. Corpo in metallo finitura verniciata. Grado di protezione IP40.

Free standing luminaire for direct and targeted lighting, designed to illuminate walls and ceilings of churches or architectural details protected by cultural heritage. The profile has the predisposition for the passage of electrical cables. Two installation possibilities, vertical and horizontal. Complete with professional LED sources. Painted finish metal body. Degree of protection IP40.

Installazione da appoggio orizzontale qui rappresentato in versione a luce diretta ed indiretta / Installation from horizontal support represented here in direct and indirect light version

Installazione a parete verticale, qui rappresentato in versione a luce diretta e indiretta / Vertical wall installation, represented here in direct and indirect light version.



UK CONFORMITY ASSESSMENT E EUROPEAN CERTIFICATION / UK CONFORMITY ASSESSMENT AND EUROPEAN CERTIFICATION



PRODOTTI COSTRUITI CON MATERIALE RICICLABILE / PRODUCTS MADE OF RECYCLABLE MATERIAL



GARANZIA DI 5 ANNI / 5-YEAR WARRANTY

FINITURE STANDARD / STANDARD FINISHINGS

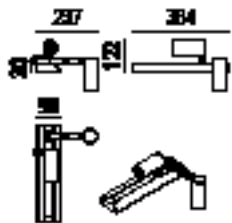


/01  BIANCO/WHITE

/02  NERO/BLACK

/49  BRONZO/BRONZE

CORONA DA APPOGGIO / FREE STANDING

LUCE DIRETTA DIRECT LIGHT



CORONA 2SPOTS 55



LED			lm product/beam 3000K			CODE
W	mA	∅	S15°	F27°	W46°	
2x12	350	55	2570	2570	2578	CR001.9 ●●● /##
2x18	500	55	3150	3150	3158	CR002.9 ●●● /##

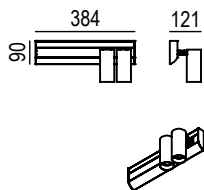
CORONA 2SPOTS 90



LED		lm product/beam 3000K			CODE
W	∅	S15°	F24°	W38°	
2 X 24,3	90	4936	4712	4860	CR004.9 ●●● /##
2 X 32	90	6012	5770	5910	CR005.9 ●●● /##

CORONA DA PARETE / WALL MOUNTED

LUCE DIRETTA DIRECT LIGHT



CORONA 2SPOTS 55



LED			lm product/beam 3000K			CODE
W	mA	∅	S15°	F27°	W46°	
2x12	350	55	2570	2570	2578	CR003.9 ●●● /##
2x18	500	55	3150	3150	3158	CR006.9 ●●● /##

CORONA 2SPOTS 90



LED		lm product/beam 3000K			CODE
W	∅	S15°	F24°	W38°	
2 X 24,3	90	4936	4712	4860	CR007.9 ●●● /##
2 X 32	90	6012	5770	5910	CR008.9 ●●● /##

VERSIONI DISPONIBILI/AVAILABLE VERSION

● **KELVIN**

- 27 2700K
- 30 3000K
- 35 3500K
- 40 4000K

● **FASCIO/BEAM**

- S** Spot
- F** Flood
- W** Wide

● **DIMMABLE** (OPTIONAL)

- D** Dali Touch & Dimm

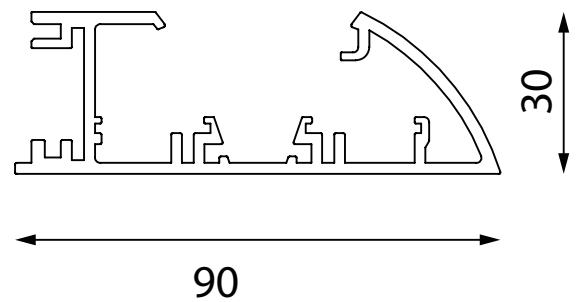
/## **FINITURA/FINISHING**

- /01 bianco | white
- /02 nero | black
- /49 bronzo | bronze




Per i gradi vedere in tabella -
For degree check the table



SEZIONE PROFILO PROFILE SECTION



/ ## FINITURA/FINISHING	
	/01 bianco/white
	/02 nero/black
	/49 bronzo/bronze

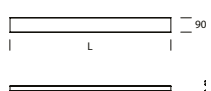
/ ## FINITURA PREMIUM /PREMIUM FINISHING	
	/81 oro rosa shine/shine pink gold
	/82 bronzo antico/antique bronze
	/83 ottone brunito spazzolato/ brushed brushed brass

CORONA SISTEMA



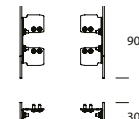
PROFILI - PROFILE

PROFILO A RETTILINEO STRAIGHT A PROFILE



Lmm	CODE
1000	LB340 /##
2000	LB341 /##
3000	LB342 /##

COPPIA DI TESTATE PER PROFILO A COUPLE OF CLOSURE HEADS A PROFILE



CODE
LB422 /##

PROFILO B RETTILINEO LUCE INDIRECTA STRAIGHT B PROFILE INDIRECT LIGHT



Lmm	CODE
1000	MFH00.1000/01
2000	MFH00.2000/01
3000	MFH00.3000/01
-----	MFH00.misura/01

COPPIA DI TESTATE PER PROFILO B / COUPLE OF CLOSURE HEADS B PROFILE



CODE
MFH00C/01

DIFFUSORE IN POLICARBONATO OPALINO / OPALINE POLYCARBONATE DIFFUSER



Lmm	CODE
1000	MF00P.1000
2000	MF00P.2000
3000	MF00P.3000
-----	MF00P.misura

DIFFUSORE PERIMETRALE PROFILO A PERIMETRIC DIFFUSER A PROFILE



Lmm	CODE
1000	LB431
2000	LB432
3000	LB433




COVER PERIMETRALE VERNICIATO (CIECO) PROFILO A PERIMETRIC SLOT CLOSURE ELEMENT A PROFILE



Lmm	CODE
1000	LB431 /##

DIFFUSORE INDIRECTO LINEARE PROFILO A INDIRECT LINEAR DIFFUSER A PROFILE



Lmm	CODE
1000	LB447



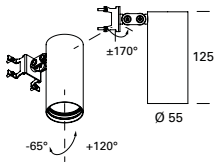
LINEA DI LUCE PER LUCE PERIMETRALE LED LINE FOR PERIMETRIC EMISSION



LINEA DI LUCE - LED LINE

W/m	Led/m	K	lm/m	lm/W	CRI	IP	Lmm	CODE
22	168	2700	3015	139	80	20	5000	ST22.27.5
22	168	3000	3015	139	80	20	5000	ST22.30.5
22	168	4000	3270	139	80	20	5000	ST22.40.5

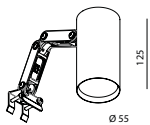
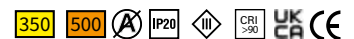
LBS SPOT SPOT PROJECTOR



LED 48V	3000K	lm product/beam				CODE
W	ø mm	Hmm	S15°	F27°	W46°	
12	55	125	1285	1285	1289	LB102.9 ●●●/##
18	55	125	1575	1575	1579	LB103.9 ●●●/##

Installabile su tutti i prodotti a luce perimetrale | suitable to fit in perimetric emission fittings
Accessori - Accessories: L055#.A: Lente con anello - lens with ring

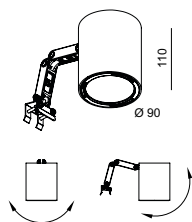
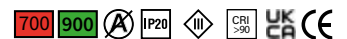
PROIETTORI - PROJECTORS
SPOT FOCUS 55



LED			lm product/beam 3000K				CODE
W	mA	A	ø	H	F27°	W46°	
12	350		55	125	1285	1289	GU003.9 ●●/##
18	500		55	125	1575	1579	

Accessori - Accessories: L055S#: Anello ø55 + lente / lens with ring ø55

SPOT FOCUS 90



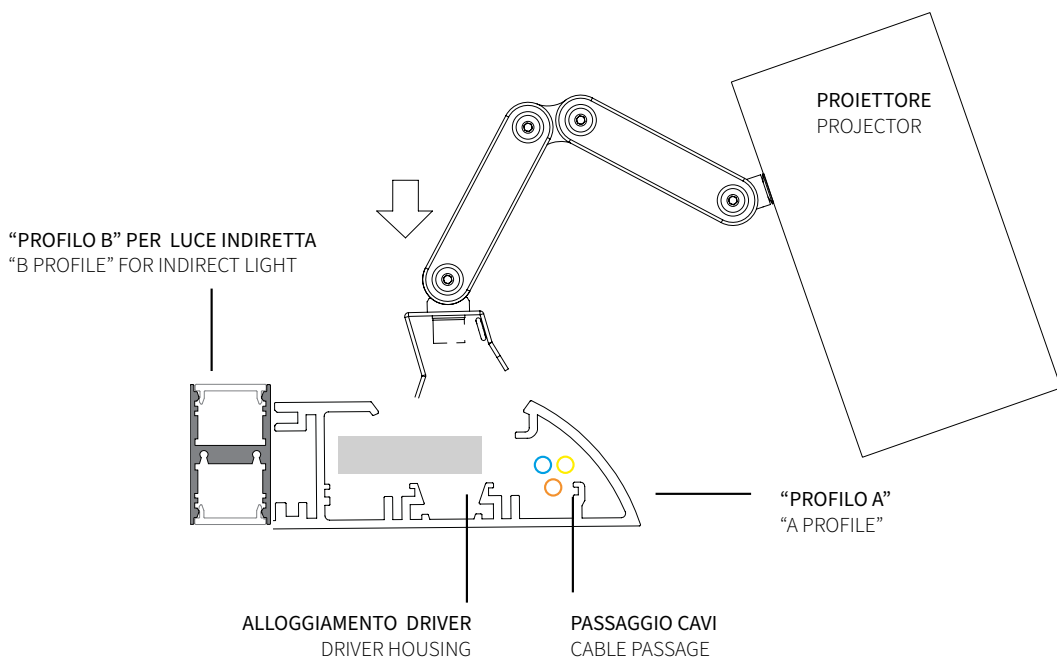
LED			lm product/beam 3000K				CODE		
W	mA	A	ø	H	Kg	S15°	F24°	W38°	
24,3	700		90	110	0,94	2468	2356	2430	GU005.9 ●●/##
32	900		90	110	0,94	3006	2885	2955	GU006.9 ●●/##

Accessori - Accessories: L085S#: Anello ø85 + lente / lens with ring ø85

LENTI CON ANELLO / LENSES WITH RING



	Kg	ø	CODE	ø	CODE
LENTE SATINATA/SATINED LENS	0,01	55	L055S.A /##	85	L085S.A /##
LENTE ELISSOIDALE/ELIPSOID LENS	0,01	55	L055E.A /##	85	L085E.A /##
LENTE ASIMMETRICA/ASYMMETRIC LENS	0,01	55	L055A.A /##	85	L085A.A /##
FILTRO NIDO D'APE/HONEY COMB LOUVER	0,01	55	L055R.A /##	85	L085R.A /##



VERSIONI DISPONIBILI/AVAILABLE VERSION

- **KELVIN**
 - 27 2700K
 - 30 3000K
 - 40 4000K
- **FASCIO/BEAM**
 - S** Spot
 - F** Flood
 - W** Wide



Per i gradi vedere in tabella -
For degree check the table

● **DIMMABLE**


- D** Dali Touch & Dimm

/ ## FINITURA/FINISHING



- /01 bianco/white
- /02 nero/black

/ ## FINITURA PREMIUM /PREMIUM FINISHING



- /81 oro rosa shine/shine pink gold
- /82 bronzo/ bronze
- /83 ottone spazzolato/ brushed brass



DRIVERS VEDI | SEE P. 452



IRIDE



IRIDE

mario cucinella design

Collezione di proiettori orientabili firmati Mario Cucinella. Con sorgenti LED integrate. Possibilità di montaggio a soffitto o su binari elettrificati, trifase o in bassa tensione 48V tipo binario Multi system Stucchi. Iride è costituita da un corpo in pressofusione di alluminio verniciato e da un anello intercambiabile cromato, presente in svariate tipologie e forme create per direzionare il fascio di luce in modi differenti. Gruppi ottici completi di led ad alta resa cromatica (CRI>90), lente, housing antiabbagliamento e driver elettronico. Corpo ottico orientabile nelle versioni binario, con possibilità di orientamento 0-90° rispetto all'asse orizzontale e 355° rispetto all'asse verticale, la versione a basetta offre un'ulteriore possibilità di rotazione. Ottiche spot, flood e wide. Grado di protezione IP20.

New collection of adjustable projectors by Mario Cucinella featuring integrated LED sources, ceiling or track mounted (Stucchi tracks) both for mains voltage or 48V. Iride consists of a body in painted die-cast aluminum and an interchangeable ring – in white, black or chrome finishing – for customization. Optical groups complete with high color rendering LEDs (CRI> 90), lens, anti-glare housing and electronic driver. Adjustable optical body in the track version, with the 0-90° orientation on the horizontal axis and 355° on the vertical axis; the surface mounted version offers an additional rotation possibility. Spot, flood and wide optics. IP20.



UK CONFORMITY ASSESSMENT E EUROPEAN CERTIFICATION / UK CONFORMITY ASSESSTMENT AND EUROPEAN CERTIFICATION



PRODOTTI COSTRUITI CON MATERIALE RICICLABILE / PRODUCTS MADE OF RECYCLABLE MATERIAL



GARANZIA DI 5 ANNI / 5-YEAR WARRANTY



ORIENTABILE / ADJUSTABLE



DIAM. 86 MM / 114 MM



IDONEI PER CARTONGESSO OR LATERIZIO / CALCESTRUZZO a seconda dei modelli e degli accessori. **SUITABLE FOR PLASTERBOARD OR BRICKWALL / CONCRETE** it depends on the model and its accessories.

KELVIN

27		2700°K
30		3000°K
35		3500°K
40		4000°K

FASCIO/BEAM

S		SPOT
F		FLOOD
W		WIDE

FINITURE STANDARD / STANDARD FINISHINGS



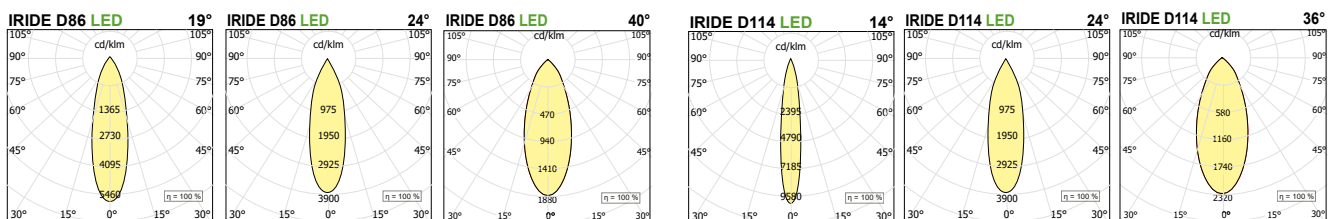
/## FINITURA/FINISHING

- /01 corpo bianco anello bianco | white body and ring
- /02 corpo nero anello nero | black body and ring
- /21 corpo bianco, anello cromo | white body , chrome ring
- /25 corpo nero, anello cromo | black body, chrome ring
- /28 corpo bianco, anello nero | white body , black ring

FINITURE PREMIUM / PREMIUM FINISHINGS

- /81 ORO ROSA/ROSE GOLD
- /82 BRONZO ANTICATO/ANTIQUE BRONZE
- /83 OTTONE BRUNITO SPAZZOLATO/
BRUSHED BURNISHED BRASS

CURVE FOTOMETRICHE/PHOTOMETRIC DATA



IRIDE


BASE



altre versioni / more versions:

MINITRACK 24/48V

vedi catalogo "Profili Le Collezioni" | see catalogue "Profili Le Collezioni"



TRACK 230V

vedi catalogo "Profili Le Collezioni" | see catalogue "Profili Le Collezioni"



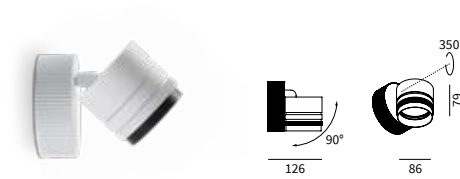
INCASSO | DOWNLIGHT

vedi capitolo "Downlight" | see chapter "Downlight"



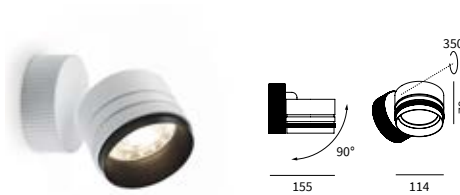
IRIDE BASETTA - BASE

IRIDE BASE 86S



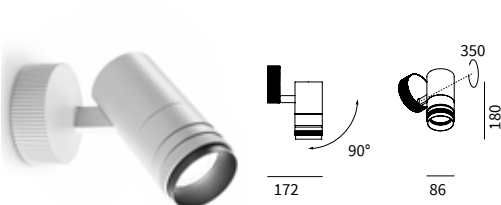
LED W	Ø	lm product/beam 3000K			CODE
		S19°	F24°	W40°	
18	86	1772	1832	1586	IR00.9 ● ● ● /##
26	86	2193	2252	2008	IR01.9 ● ● ● /##

IRIDE BASE 114S



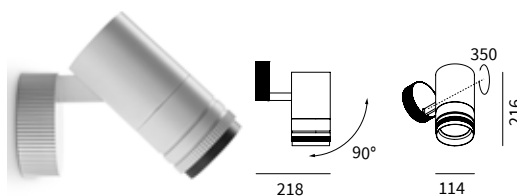
LED W	Ø	lm product/beam 3000K			CODE
		S14°	F24°	W36°	
26	114	2118	2531	2108	IR02.9 ● ● ● /##
34	114	2476	2942	2596	IR03.9 ● ● ● /##

IRIDE BASE 86L



LED W	Ø	lm product/beam 3000K			CODE
		S19°	F24°	W40°	
18	86	1772	1832	1586	IR04.9 ● ● ● /##
26	86	2193	2252	2008	IR05.9 ● ● ● /##

IRIDE BASE 114L



LED W	Ø	lm product/beam 3000K			CODE
		S14°	F24°	W36°	
26	114	2118	2531	2108	IR06.9 ● ● ● /##
34	114	2476	2942	2596	IR07.9 ● ● ● /##

ACCESSORI / ACCESSORIES



LENTE OPZIONALE / OPTIONAL LENS

	Ø	Kg	CODE
FILTRO NIDO D'APE/ HONEY COMB LOUVER	86	0,01	L086R
	114	0,01	L114R

VERSIONI DISPONIBILI/AVAILABLE VERSION

- **KELVIN**
- 27 2700K
- 30 3000K
- 35 3500K
- 40 4000K

● FASCIO/BEAM

- S** Spot
- F** Flood
- W** Wide

Per i gradi vedere in tabella -
For degree check the table

● DIMMABLE (OPTIONAL)

- D** Dali

COMPOSIZIONE CODICE: xxx.x ● ● ● /##

HOW TO CREATE THE CODE: **F1000.827SD /01**
CODE

F1000.8 | ● | ● | ● | -/##shing
base code | kelvin | beam | dimmable

/## FINITURA/FINISHING





LEVA QUADRA

LEVA QUADRA

PROIETTORE DA INCASSO - PROJECTOR TO RECESS



PROIETTORI CON BASETTA - PROJECTOR WITH BASE



altre versioni / more versions:

INCASSO | DOWNLIGHT

vedi capitolo "Downlight"
see chapter "Downlight"



MINITRACK 24/48V

vedi catalogo "Profili Le Collezioni"
see catalogue "Profili Le Collezioni"



TRACK 230V

vedi catalogo "Profili Le Collezioni"
see catalogue "Profili Le Collezioni"



Collezione di proiettori fissi e orientabili per sorgenti LED integrate. Possibilità di montaggio a incasso, con basetta od a soffitto. Corpo apparecchio in fusione di alluminio verniciato. Gruppi ottici antiabbagliamento completi di led chip on board (CRI>90) e lenti. Ottiche spot, flood, wideflood UGR<16. Da completare con alimentatori elettronici remoti per le versioni ad incasso. Grado di protezione IP20/IP40.

Collection of fixed and adjustable projectors, recessed, surface or ceiling mounted, for integrated LED sources. Luminaire body in painted aluminum casting. Anti-glare optical groups complete with LED chip on board (CRI > 90) and lenses. Spot, flood, wideflood UGR < 19 optics. To be completed with remote electronic drivers for the recessed versions. IP20/IP40.



UK CONFORMITY ASSESSMENT E EUROPEAN CERTIFICATION / UK CONFORMITY ASSESSMENT AND EUROPEAN CERTIFICATION



PRODOTTI COSTRUITI CON MATERIALE RICICLABILE / PRODUCTS MADE OF RECYCLABLE MATERIAL



GARANZIA DI 5 ANNI / 5-YEAR WARRANTY



ORIENTABILE / ADJUSTABLE



IDONEI PER CARTONGESSO OR LATERIZIO / CALCESTRUZZO a seconda dei modelli e degli accessori. SUITABLE FOR PLASTERBOARD OR BRICKWALL / CONCRETE it depends on the model and its accessories.

KELVIN

27		2700°K
30		3000°K
35		3500°K
40		4000°K

FASCIO/BEAM

S		SPOT 20°
F		FLOOD 32°
W		WIDE 50°

FINITURE STANDARD /STANDARD FINISHINGS

/01		TELAIO BIANCO OTTICA NERA/ WHITE FRAME BLACK OPTIC
/02		TELAIO NERO OTTICA NERA/ BLACK FRAME BLACK OPTIC
/41		TELAIO BIANCO OTTICA BIANCA/ WHITE FRAME WHITE OPTIC
/42		TELAIO NERO OTTICA ORO/ BLACK FRAME GOLD OPTIC

TW



Tunable White 2700 – 5000°K

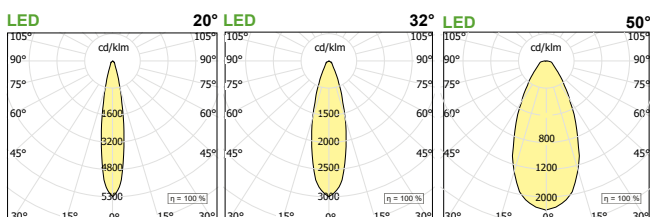
La tecnologia Tunable White consente di controllare la temperatura di colore delle sorgenti luminose permettendo di scegliere quella più adatta tra luce bianca calda e fredda. / Tunable White technology allows you to control the color temperature of light sources allowing you to choose the most suitable between warm and cold white light.

FINITURE PREMIUM /PREMIUM FINISHINGS



81-ORO ROSA/
PINK GOLD 82-BRONZO ANTICA-
TO/ANTIQU BRONZE 83-OTTONE BRUNITO
SPAZZOLATO/BRUSHED
BURNISHED BRASS

CURVE FOTOMETRICHE/PHOTOMETRIC DATA





VERSIONI DISPONIBILI/AVAILABLE VERSION

● KELVIN

- 27 2700K
- 30 3000K
- 35 3500K
- 40 4000K

TW Tunable White Dali

Note: Gli apparecchi con temperatura di colore variabile (Tunable White) vengono forniti comprensivi di alimentatore DALI | The devices with variable color temperature (Tunable White) are supplied with integrated DALI power supply.

● FASCIO/BEAM



- S** Spot
- F** Flood
- W** Wide

Per i gradi vedere in tabella -
For degree check the table

/## FINITURA/FINISHING



- /01** telaio bianco, ottica nera | white frame, black optic
- /02** telaio nero, ottica nera | black frame, black optic
- /41** telaio bianco, ottica bianca | white frame, white optic
- /42** telaio nero, ottica oro | black frame, gold optic

COMPOSIZIONE CODICE: xxx.x ●● /##

HOW TO CREATE THE CODE: **F1000.827S/01**

CODE

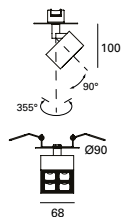
F1000.8 | ● | ● | — /## finishing
 | | |
 base code kelvin beam

LEVA QUADRA PROIETTORE DA INCASSO - PROJECTOR TO RECESS

Q4 INCASSO Q4 RECESSED

SOLO PER CARTONGESSO - ONLY FOR PLASTERBOARD

80 mm



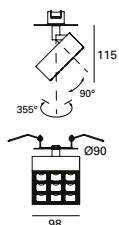
LED	W	mA	Dim.	H	Kg	lm product/beam 3000K			CODE
						S20°	F32°	W50°	
8,8	700		68x68	100	0,30	800	745	662	LV410.9 ●● /##

700

Q9 INCASSO Q9 RECESSED

SOLO PER CARTONGESSO - ONLY FOR PLASTERBOARD

80 mm

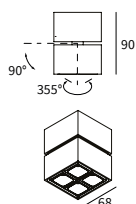


LED	W	mA	Dim.	H	Kg	lm product/beam 3000K			CODE
						S20°	F32°	W50°	
19,8	700		98x98	115	0,90	1800	1676	1490	LV411.9 ●● /##

700

LEVA QUADRA PROIETTORI CON BASETTA - PROJECTOR WITH BASE

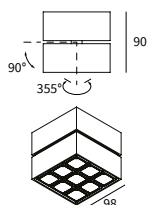
Q4 SOFFITTO ORIENTABILE Q4 CEILING - MOUNTED ADJUSTABLE



LED	W	mA	Dim.	H	Kg	lm product/beam 3000K			CODE
						S20°	F32°	W50°	
8,8	700		68x68	90	0,60	800	745	662	LV312.9 ●● /##

700

Q9 SOFFITTO ORIENTABILE Q9 CEILING - MOUNTED ADJUSTABLE

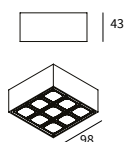


LED	W	mA	Dim.	H	Kg	lm product/beam 3000K			CODE
						S20°	F32°	W50°	
19,8	700		98x98	90	0,90	1800	1676	1490	LV316.9 ●● /##

Note: Nella versione Tunable White l'alimentatore è da porre remoto | For the version Tunable White, power supply to be installed remotely.

LEVA QUADRA SOFFITTO - CEILING

Q9 SOFFITTO Q9 CEILING - MOUNTED



LED	W	mA	Dim.	H	Kg	lm product/beam 3000K			CODE
						S20°	F32°	W50°	
19,8	700		98x98	43	0,60	1800	1676	1490	LV333.9 ●● /##

700





FOCUS


FOCUS

FOCUS CON BASETTA ALIMENTATORE INTEGRATO - FOCUS WITH BASE AND DRIVER INCLUDED



NEW


FOCUS CON BASETTA - PROJECTORS WITH BASE



FOCUS MAGNETE - MAGNETIC PROJECTORS



FOCUS CON PIATTELLO - PLATE PROJECTORS



Per cartongesso |
for plasterboard

FOCUS CON BICCHIERE - CUP PROJECTORS



Per cartongesso |
for plasterboard

altre versioni / more versions:

MINITRACK 24/48V

vedi sezione "Minitrack"
see section "Minitrack"



TRACK 230V

vedi catalogo "Profili Le Collezioni" - Track System
see catalogue "Profili Le Collezioni" - Track system



Collezione di proiettori di dimensioni estremamente ridotte. Le versioni COB LED sono complete di sorgente ad alte prestazioni da completare con driver remoto (esclusa versione con basetta rettangolare del Focus Ø55 equipaggiate con driver a bordo). Le versioni per GU10 sono da completare con lampadina (max 50W). La gamma si articola in tre tipi di apparecchi con potenze di 5,7W per il Ø26mm, 8w per il Ø36mm e 12,7W o 18,5W per il Ø55 a seconda dei modelli. Varie le possibilità di installazione: su superfici metalliche ferritiche nella versione magnetica; parete o soffitto con basetta tonda (driver remoto) a soffitto in cartongesso in versione con cornice a filo o arretrato con driver remoto, trasformabile in versione trimless mediante l'installazione di un accessorio.

Extremely small projector collection. The COB LED versions include high-performance light source to be completed with remote driver (excluding Focus Ø55, with rectangular canopy, equipped with on-board driver). GU10 versions to be completed with light bulb (max 50W). The range is divided into three types of fixtures with powers of 5.7W for the Ø26mm, 8w for the Ø36mm and 12.7W or 18.5W for the Ø55 depending on the model. Various installation possibilities: on ferritic metal surfaces in the magnetic version; wall or ceiling with round base (remote driver) on plasterboard ceiling in flush-mounted version or deep recessed with remote driver, transformable into trimless version using the available accessory.



UK CONFORMITY ASSESSMENT E EUROPEAN CERTIFICATION / UK CONFORMITY ASSESSTMENT AND EUROPEAN CERTIFICATION



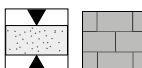
PRODOTTI COSTRUITI CON MATERIALE RICICLABILE / PRODUCTS MADE OF RECYCLABLE MATERIAL



GARANZIA DI 5 ANNI / 5-YEAR WARRANTY



ORIENTABILE / ADJUSTABLE



IDONEI PER CARTONGESSO OR LATERIZIO / CALCESTRUZZO a seconda dei modelli e degli accessori. SUITABLE FOR PLASTERBOARD OR BRICKWALL / CONCRETE it depends on the model and its accessories.



GU10

VERSIONI CON SORGENTE LED GU10 DISPONIBILI / GU10 LIGHT SOURCE VERSION AVAILABLE FINITURE STANDARD / STANDARD FINISHINGS

KELVIN	
27	2700°K
30	3000°K
35	3500°K
40	4000°K

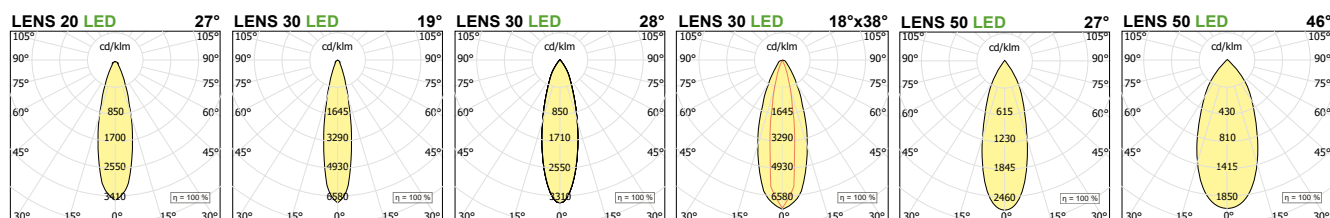
FASCIO/BEAM	
S	SPOT
F	FLOOD
W	WIDE

/01		BIANCO/WHITE
/02		NERO/BLACK
/49		BRONZO/BRONZE

FINITURE PREMIUM / PREMIUM FINISHINGS

/81		ORO ROSA/ROSE GOLD
/82		BRONZO ANTICATO/ANTIQUE BRONZE
/83		OTTONE BRUNITO SPAZZOLATO/BRUSHED BURNISHED BRASS

CURVE FOTOMETRICHE/PHOTOMETRIC DATA



FOCUS 55

Facile da installare - Pronto all'uso

Easy to install - Ready to use



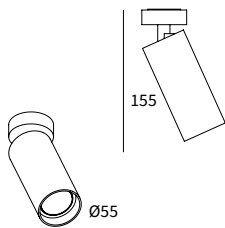
Alimentazione integrata | Driver included



DRIVER INCLUDED

PROJECTORS

FOCUS 55 DRIVER INTEGRATO



LED W	mA	Ø	H	lm product/beam 3000K			CODE
				S15°	F27°	W46°	
12	350	55	155	1285	1285	1289	FS014.9 ● ● /##
18	500	55	155	1575	1575	1579	FS015.9 ● ● /##

Accessori - accessories: L055#.A: Anello Ø55 + lente /Lens with ring Ø55

ACCESSORI / ACCESSORIES

LENTI CON ANELLO / LENSES WITH RING

	Ø	Kg	CODE	/##
● LENTE SATINATA / SATINED LENS	55	0,01	L055S.A	
● LENTE ELISSOIDALE / ELIPSOID LENS	55	0,01	L055E.A	/01
● LENTE ASIMMETRICA / ASYMMETRIC LENS	55	0,01	L055A.A	/02
● FILTRO NIDO D'APE / HONEY COMB LOUVER	55	0,01	L055R.A	

VERSIONI DISPONIBILI / AVAILABLE VERSION

● KELVIN

- 27 2700K
- 30 3000K
- 35 3500K
- 40 4000K

● FASCIO / BEAM

- S Spot
- F Flood
- W Wide

Per i gradi vedere in tabella -
For degree check the table

/## FINITURA / FINISHING

- /01 bianco | white
- /02 nero | black
- /49 bronzo | bronze

/## FINITURA PREMIUM / PREMIUM FINISHING

- /81 oro rosa / rose gold
- /82 bronzo anticato / antique bronze
- /83 ottone brunito spazzolato / brushed burnished brass

COMPOSIZIONE CODICE: xxx.x ● ● /##

HOW TO CREATE THE CODE: **F1000.827S /01**
CODE

F1000.8 | ● | ● — /## finishing
base code kelvin beam

FOCUS MAGNETE | MAGNETIC VERSION



ø26

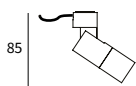


ø36

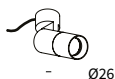


ø55


FOCUS M26



85



ø26



LED				Im product/beam 3000K		CODE	
W	mA	ø	H	F27°			
5,7	500	26	85	571			FS001.9 ● F /##

● disponibile solo fascio **F** available only **F** beam

Note: Attenzione uscita dei cavi laterale. Side cable exit. Accessori - accessories: FSA02.26: piastra ancoraggio magneti M26 - L026#.A: Anello ø26 + lente /Lens with ring ø26

FOCUS M36



92



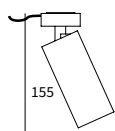
ø36



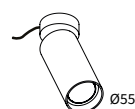
LED				Im product/beam 3000K			CODE	
W	mA	ø	H	S19°	F28°	Z18°x38°		
8	700	36	92	665	695	508	FS002.9 ● ● /##	

Note: Attenzione uscita dei cavi laterale. Side cable exit. Accessori - accessories: FSA02.36: piastra ancoraggio magneti M36 - L036#.A: Anello ø36 + lente /Lens with ring ø36

FOCUS M55



155



ø55



LED				Im product/beam 3000K			CODE	
W	mA	ø	H	S15°	F27°	W46°		
12	350	55	155	1285	1285	1289	FS003.9 ● ● /##	
18	500	55	155	1575	1575	1579		

GU10 LED				CODE	
W	ø	H			
50	55	155			FS005/##

Note: Attenzione uscita dei cavi laterale. Side cable exit.

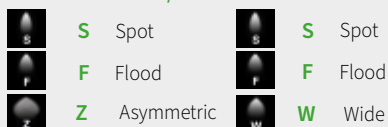
Accessori - accessories: FSA02.55: piastra ancoraggio magneti M55 / magnet anchor plate- L055#.A: Anello ø55 + lente /Lens with ring ø55

VERSIONI DISPONIBILI/AVAILABLE VERSION


● KELVIN

- 27 2700K
- 30 3000K
- 35 3500K
- 40 4000K

● FASCIO/BEAM

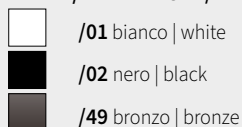


○ FASCIO/BEAM



Per i gradi vedere in tabella -
For degree check the table

/## FINITURA/FINISHING



/## FINITURA PREMIUM /PREMIUM FINISHING



FOCUS MAGNETE MONTATO SU SUPPORTO FERROMAGNETICO
MAGNETIC FOCUS MOUNTED ON FERROMAGNETIC SUPPORT

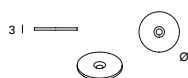


FOCUS MAGNETE MONTATO SU MATERIALE NON FERROMAGNETICO CON L'AUSILIO DELLA
PIASTRA D'ANCORAGGIO MAGNETIC FOCUS MOUNTED ON NOT FERROMAGNETIC SURFACE USING
 THE ANCHOR PLATE



ACCESSORI / ACCESSORIES

PIASTRA ANCORAGGIO MAGNETI ANCHOR PLATE FOR MAGNETIC PROJECTORS



Dim.mm	Hmm	CODE	/##.
ø26	3	FSA02.26	
ø36	3	FSA02.36	/01
ø55	3	FSA02.55	/02

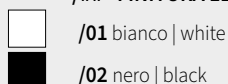
LENTI CON ANELLO / LENSES WITH RING



	ø	Kg	CODE	ø	Kg	CODE	ø	Kg	CODE
LENTE SATINATA / SATINED LENS	26	0,01	L026S.A /##	36	0,01	L036S.A /##	55	0,01	L055S.A /##
LENTE ELISSOIDALE / ELIPSOID LENS	26	0,01	L026E.A /##	36	0,01	L036E.A /##	55	0,01	L055E.A /##
LENTE ASIMMETRICA / ASYMMETRIC LENS	26	0,01	L026A.A /##	36	0,01	L036A.A /##	55	0,01	L055A.A /##
FILTRO NIDO D'APE / HONEY COMB LOUVER	26	0,01	L026R.A /##	36	0,01	L036R.A /##	55	0,01	L055R.A /##

350 500 700 DRIVERS VEDI | SEE P. 452

/## FINITURA LENTI / FINISHING LENSES



COMPOSIZIONE CODICE: xxx.x ●● /##

HOW TO CREATE THE CODE: **F1000.827S /01**

CODE

F1000.8 | **0** | **2** | **7** | **S** | **01**
 base code | kelvin | beam | /## finishing

FOCUS Basetta Base Version

FOCUS BASE TONDA ROUND BASE



ø26

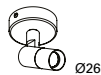
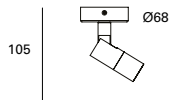


ø36



ø55

FOCUS BT26

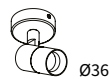
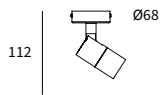


LED				lm product/beam 3000K			CODE	
W	mA	ø	H	F27°				
5,7	500	26	105	571				FS101.9 ● F /##

● disponibile solo fascio F available only F beam



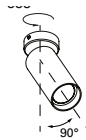
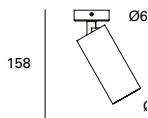
FOCUS BT36



LED				lm product/beam 3000K			CODE	
W	mA	ø	H	S19°	F28°	Z18°x38°		
8	700	36	112	665	695	508		FS102.9 ● ● /##



FOCUS BT55



LED				lm product/beam 3000K			CODE	
W	mA	A	ø	H	S15°	F27°	W46°	
12,7	350		55	158	1285	1285	1289	FS103.9 ● ● /##
18,5	500		55	158	1575	1575	1579	



GU10LED			CODE	
W	ø	H		
50	55	158		FS105 /##

Accessori - accessories: L055#.A: Anello ø55 + lente lens with ring ø55

ACCESSORI / ACCESSORIES

LENTI CON ANELLO / LENSES WITH RING

	ø	Kg	CODE	/##
LENTE SATINATA / SATINED LENS	55	0,01	L055S.A	
LENTE ELISSOIDALE / ELIPSOID LENS	55	0,01	L055E.A	/01
LENTE ASIMMETRICA / ASYMMETRIC LENS	55	0,01	L055A.A	/02
FILTRO NIDO D'APE / HONEY COMB LOUVER	55	0,01	L055R.A	

VERSIONI DISPONIBILI / AVAILABLE VERSION

● KELVIN

- 27 2700K
- 30 3000K
- 35 3500K
- 40 4000K



● FASCIO/BEAM

- S Spot
- F Flood
- Z Asymmetric

○ FASCIO/BEAM

- S Spot
- F Flood
- W Wide

/## FINITURA / FINISHING

- /01 bianco | white
- /02 nero | black
- /49 bronzo | bronze

/## FINITURA PREMIUM / PREMIUM FINISHING

- /81 oro rosa / rose gold
- /82 bronzo anticato / antique bronze
- /83 ottone brunito spazzolato / brushed burnished brass

COMPOSIZIONE CODICE: xxx.x ● ● /##

HOW TO CREATE THE CODE: **F1000.827S** /01

CODE

F1000.8

| base code

● kelvin

● beam

— /## finishing

350 500 700 DRIVERS VEDI | SEE P. 452

BASE RETTANGOLARE SQUARE BASE



Ø26

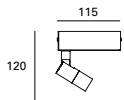


Ø36



Ø55

FOCUS BR26



LED		Im product/beam 3000K	
W	Ø	H	F27°
5,7	26	120	571

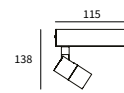


CODE

FS401.9 ● F /##

● disponibile solo fascio F available only F beam

FOCUS BR36



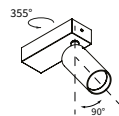
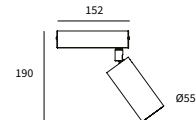
LED		Im product/beam 3000K	
W	Ø	H	S19° F28°
8	36	138	665 695



CODE

FS402.9 ●● /##

FOCUS BR55



LED		Im product/beam 3000K	
W	Ø	H	S15° F27°
12,7	55	190	1285 1285
18,5	55	190	1575 1575



CODE

FS403.9 ●●● /##

FS404.9 ●●● /##

Accessori - accessories: L055#A: Anello Ø55 + lente lens with ring Ø55



Ø26

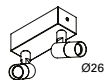
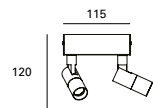


Ø36



Ø55

FOCUS 2BR26



LED		Im product/beam 3000K	
W	Ø	H	F27°
11,4	26	120	1142

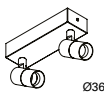
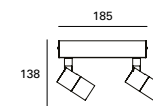


CODE

FS451.9 ● F /##

● disponibile solo fascio F available only F beam

FOCUS 2BR36



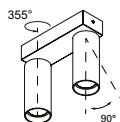
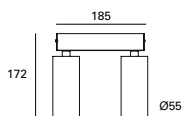
LED		Im product/beam 3000K	
W	Ø	H	S19° F28°
16	36	138	1330 1390



CODE

FS452.9 ●●● /##

FOCUS 2BR55



LED		Im product/beam 3000K	
W	Ø	H	S15° F27°
25,4	55	172	1285 1285
37	55	172	1575 1575



CODE

FS453.9 ●●● /##

FS454.9 ●●● /##

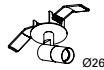
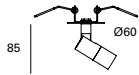
Accessori - accessories: L055#A: Anello Ø55 + lente lens with ring Ø55



FOCUS PIATTELLO PLATE PER CARTONGESSO - FOR PLASTERBOARD



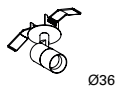
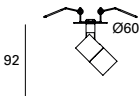
FOCUS P26



LED		W mA		ø	H	Im product/beam 3000K	F27°		CODE	500
5,7	500	26	85	571					FS201.9	● F /##

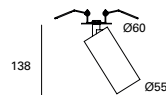
● disponibile solo fascio F available only F beam

FOCUS P36



LED		W mA		ø	H	Im product/beam 3000K	S19° F28° Z18°x38°		CODE	700
8	700	36	92	665	695	508			FS202.9	●● /##

FOCUS P55



LED		W mA		ø	H	Im product/beam 3000K	S15° F27° W46°		CODE	350 500
12,7	350	55	138	1285	1285	1289			FS203.9	●● /##
18,5	500	55	138	1575	1575	1579				

GU10 LED 230V		W		ø	H			CODE	
1 x max 50				55	138			FS205/##	

Accessori - accessories: L055#.A: Anello ø55 + lente lens with ring ø55

ACCESSORI / ACCESSORIES




LENTI CON ANELLO / LENSES WITH RING

	ø	Kg	CODE	/##
LENTE SATINATA / SATINED LENS	55	0,01	L055S.A	/01
LENTE ELISSOIDALE / ELIPSOID LENS	55	0,01	L055E.A	/02
LENTE ASIMMETRICA / ASYMMETRIC LENS	55	0,01	L055A.A	
FILTRO NIDO D'APE / HONEY COMB LOUVER	55	0,01	L055R.A	

VERSIONI DISPONIBILI / AVAILABLE VERSION

● KELVIN

- 27 2700K
- 30 3000K
- 35 3500K
- 40 4000K



● FASCIO/BEAM

- S Spot
- F Flood
- Z Asymmetric

○ FASCIO/BEAM

- S Spot
- F Flood
- W Wide

/## FINITURA/FINISHING

- /01 bianco | white
- /02 nero | black
- /49 bronzo | bronze

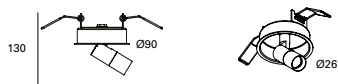
Per i gradi vedere in tabella -
For degree check the table



FOCUS BICCHIERE CUP PER CARTONGESSO - FOR PLASTERBOARD



FOCUS B26

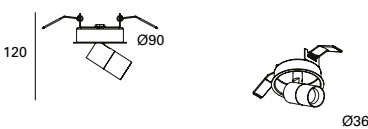


Ø 82 mm

LED	W	mA	Ø	H	Im product/beam 3000K	CODE	
					F27°		500
5,7	500	26	130	571		FS301.9	● F /##

● disponibile solo fascio F available only F beam
 Accessori - accessories: FSA01: controtelaio minimal - Casing for trimless recessed

FOCUS B36

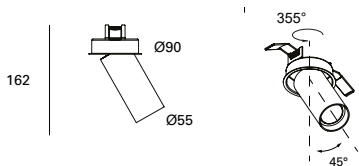


Ø 82 mm

LED	W	mA	Ø	H	Im product/beam 3000K	CODE		
					S19° F28° Z18°x38°		700	
8	700	36	120	665	695	508	FS302.9	● ● /##

Accessori - accessories: FSA01: controtelaio minimal - Casing for trimless recessed

FOCUS B55



Ø 82 mm

LED	W	mA	Ø	H	Im product/beam 3000K	CODE	Col.	
					S15° F27° W46°			
12,7	350	55	162	1285	1285	1289		
18,5	500	55	162	1575	1575	1579	FS303.9	● ● /##

GU10LED	W	Ø	H	CODE	Col.
1 x max 50		55	162	FS305/##	/01 /02

Accessori - accessories: FSA01: controtelaio minimal - Casing for trimless recessed
 L055A.A: Anello ø55 + lente Lens with ring ø55 -

ACCESSORI / ACCESSORIES

CONTROTELAIO PER INCASSO RASATO (OPTIONAL)

CASING FOR TRIMLESS RECESSED



17 |



Ø90

CODE
FSA01

- /## FINITURA PREMIUM /PREMIUM FINISHING
- /81 oro rosa/rose gold
- /82 bronzo anticato/antique bronze
- /83 ottone brunito spazzolato/brushed burnished brass

COMPOSIZIONE CODICE: xxx.x ● ● /##

HOW TO CREATE THE CODE: **F1000.827S /01**

CODE

F1000.8 ● ● — /## finishing
 | | |
 base code kelvin beam





PROJECTORS

SEMPLICE

SEMPLICE

PROIETTORI CON BASETTA - PROJECTORS WITH BASE



altre versioni / more versions

SEMPLICE TRACK 230V

vedi catalogo "Profili Le Collezioni" | see catalogue "Profili Le Collezioni"



Posizioni di lavoro

Il braccio a slitta permette di assumere diverse posizioni di lavoro e di mantenerle grazie al blocco del puntamento.

Working positions

The slide rod allows to take different working positions and keep them through the aiming lock mechanism.



CEILING POSITION



SUSPENDED POSITION



AIMING POSITION

Proiettori professionali da parete e soffitto completo di sorgente COB LED con ottiche da 15°- 24°- 38° intercambiabili Twist & Lock, disponibili anche nella versione dimmerabile dali e taglio di fase ed in versione per orticoltura. Corpo e gruppo ottico di sezione cilindrica in estruso di alluminio verniciato. Snodi meccanici in acciaio. Orientabilità del gruppo ottico dalla posizione di riposo verticale di 355° sull'asse verticale e da 0° a 90° su quello orizzontale mediante braccio a slitta. Mantenimento della posizione grazie al blocco di puntamento.

Professional wall and ceiling projectors complete with COB LED source with 15 ° - 24 ° - 38 ° Twist & Lock interchangeable optics, available in DALI dimmable, phase cut version and horticulture version also. Cylindrical body and optical group in painted extruded aluminum. Mechanical steel joints. Adjustability of the optical unit from the vertical rest position of 355 ° on the vertical axis and from 0 ° to 90 ° on the horizontal one using the sliding arm. Lockable pointing position.



UK CONFORMITY ASSESSMENT E EUROPEAN CERTIFICATION / UK CONFORMITY ASSESSTMENT AND EUROPEAN CERTIFICATION



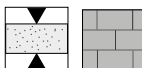
PRODOTTI COSTRUITI CON MATERIALE RICICLABILE / PRODUCTS MADE OF RECYCLABLE MATERIAL



GARANZIA DI 5 ANNI / 5-YEAR WARRANTY



ORIENTABILE / ADJUSTABLE



IDONEI PER CARTONGESSO OR LATERIZIO / CALCESTRUZZO a seconda dei modelli e degli accessori. SUITABLE FOR PLASTERBOARD OR BRICKWALL / CONCRETE it depends on the model and its accessories.



HORTICULTURE Disponibili versioni LED HC (Horticulture) a spettro dedicato alle piante ornamentali / HC (Horticulture) LEDs that emit a spectrum tailored to ornamental plants.

KELVIN	
27	2700°K
30	3000°K
35	3500°K
40	4000°K
HC	HOTRTCULTURE

FASCIO/BEAM	
S	SPOT
F	FLOOD
W	WIDE

FINITURE STANDARD /STANDARD FINISHINGS

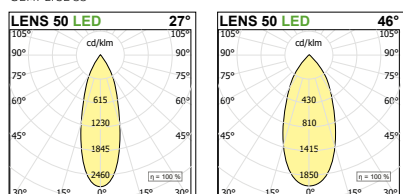
/01	BIANCO/WHITE
/02	NERO/BLACK
/49	BRONZO/BRONZE

FINITURE PREMIUM /PREMIUM FINISHINGS

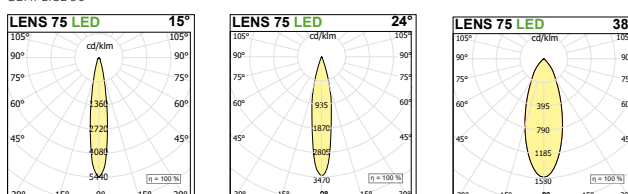
/81	ORO ROSA/ROSE GOLD
/82	BRONZO ANTICATO / ANTIQUE BRONZE
/83	OTTONE BRUNITO SPAZZOLATO/BRUSHED BURNISHED BRASS

CURVE FOTOMETRICHE/PHOTOMETRIC DATA

SEMPLICE 55



SEMPLICE 90

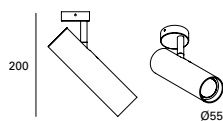




SEMPLICE Basetta



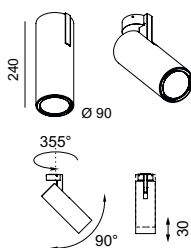
P55 PARETE-SOFFITTO P55 WALL & CEILING PROJECTOR



LED W	Ø	H	Kg	lm product/beam 3000K			CODE
				S15°	F27°	W46°	
12	55	200	1,0	1285	1285	1289	SE503.9 ●●● /##
18	55	200	1,0	1575	1575	1579	SE504.9 ●●● /##

Accessori - accessories: L055#.A: Anello Ø55 + lente a lens with ring Ø55

P90 PARETE-SOFFITTO P90 WALL & CEILING PROJECTOR



LED W	Ø	H	Kg	lm product/beam 3000K			CODE
				S15°	F24°	W38°	
17	90	240-270	1,4	1930	1827	1905	SE501.9 ●●● /##
24,3	90	240-270	1,4	2468	2356	2430	SE502.9 ●●● /##
32	90	240-270	1,4	3006	2885	2955	SE505.9 ●●● /##

Accessori - accessories: L085#.A: Anello Ø85 + lente a lens with ring Ø85

PROJECTORS

ACCESSORI / ACCESSORIES



LENTI NYX 55 / LENSES 55

	Ø	Kg	CODE
LENTE SATINATA / SATINED LENS	55	0,01	L055S.A
LENTE ELISSOIDALE / ELIPSOID LENS	55	0,01	L055E.A
LENTE ASIMMETRICA / ASYMMETRIC LENS	55	0,01	L055A.A
FILTRO NIDO D'APE / HONEY COMB LOUVER	55	0,01	L055R.A

LENTI NYX 85 / LENSES NYX 85

	Ø	Kg	CODE
	85	0,01	L085S.A
	85	0,01	L085E.A
	85	0,01	L085A.A
	85	0,01	L085R.A

VERSIONI DISPONIBILI / AVAILABLE VERSION

- **KELVIN**
- **KELVIN**
- 27 2700K
- 30 3000K
- 35 3500K
- 40 4000K
- HC Horticulture

- **FASCIO / BEAM**
- S Spot
- F Flood
- W Wide

- **DIMMABLE (OPTIONAL)**
- D Dali Touch & Dimm
- DF Dimm taglio di fase | dimm trailing / leading edge

Per i gradi vedere in tabella - For degree check the table

/## FINITURA / FINISHING

- /01 bianco / white
- /02 nero / black
- /49 bronzo / bronze

COMPOSIZIONE CODICE: xxx.x ●●● /##

HOW TO CREATE THE CODE: **F1000.827SD/01**

CODE			
F1000.8	●	●	● /## — finishing
base code	kelvin	beam	dimmable



LE CURE DELLA NATURA

IL TUO BENESSERE

CURA PERSONALE

PHAR

ATTENDI QUI IL TUO TURNO

PHAR

PROIETTORI CON BASETTA - PROJECTORS WITH BASE



altre versioni / more versions

PROIETTORI DA BINARIO - TRACK PROJECTORS



PHAR TRACK 230V

vedi capitolo "Profili Le Collezioni" | see catalogue "Profili Le Collezioni"



UK CONFORMITY ASSESSMENT E EUROPEAN CERTIFICATION / UK CONFORMITY ASSESSTMENT AND EUROPEAN CERTIFICATION

















PRODOTTI COSTRUITI CON MATERIALE RICICLABILE / PRODUCTS MADE OF RECYCLABLE MATERIAL

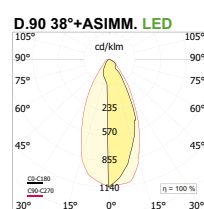
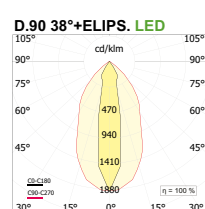
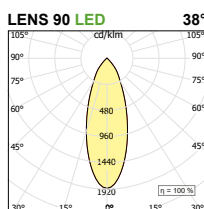
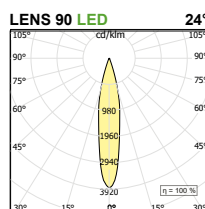
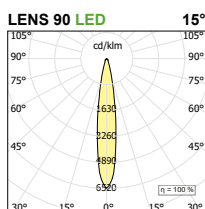


GARANZIA DI 5 ANNI / 5-YEAR WARRANTY



HORTICULTURE Disponibili versioni LED HC (Horticulture) a spettro dedicato alle piante ornamentali / HC (Horticulture) LEDs that emit a spectrum tailored to ornamental plants.

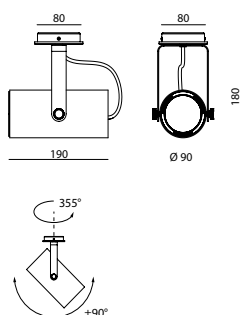
KELVIN	FASCIO/BEAM	FINITURE STANDARD /STANDARD FINISHINGS
27  2700°K	S  SPOT 15°	/01  BIANCO/WHITE
30  3000°K	F  FLOOD 24°	/02  NERO/BLACK
35  3500°K	W  WIDE 38°	/49  BRONZO/BRONZE
40  4000°K		FINITURE PREMIUM /PREMIUM FINISHINGS
HC  HOTRTICULTURE		/81  ORO ROSA/ROSE GOLD
		/82  BRONZO ANTICATO / ANTIQUE BRONZE
		/83  OTTONE BRUNITO SPAZZOLATO/BRUSHED BURNISHED BRASS



Proiettore professionale da parete e soffitto completo di sorgente COB LED con ottiche da 15°- 24°- 38° intercambiabili Twist & Lock, disponibili anche nella versione dimmerabile dali e taglio di fase ed in versione per orticoltura. Corpo e gruppo ottico di sezione cilindrica in estruso di alluminio verniciato. Snodi meccanici in acciaio. Orientabilità del gruppo ottico dalla posizione di riposo verticale di 355° sull'asse verticale e da 0° a 90° su quello orizzontale. Mantenimento della posizione grazie al blocco di puntamento.

Professional wall and ceiling projectors complete with COB LED source with 15° - 24° - 38° Twist & Lock interchangeable optics, available in DALI dimmable, phase cut version and horticulture version also. Cylindrical body and optical group in painted extruded aluminum. Mechanical steel joints. Adjustability of the optical unit from the vertical rest position of 355° on the vertical axis and from 0° to 90° on the horizontal one. Lockable pointing position.

PHAR 90 PARETE/SOFFITTO WALL/CEILING PROJECTOR



LED W	Ø	H	Kg	lm product/beam 3000K			CODE
				S15°	F24°	W38°	
17	90	180	1,4	1930	1827	1905	PH152.9 ●●● /##
24,3	90	180	1,6	2468	2356	2430	PH155.9 ●●● /##
32	90	180	1,6	3006	2885	2955	PH156.9 ●●● /##

Accessori - accessories: L085#.A: Anello ø85 + lente lens with ring ø85

ACCESSORI OPZIONALI / OPTIONAL ACCESSORIES



LENTI NYX 85 / LENSES 85

	Ø	Kg	CODE
LENTE SATINATA/SATINED LENS	85	0,01	L085S.A/ ##
LENTE ELISSOIDALE/ELIPSOID LENS	85	0,01	L085E.A/ ##
LENTE ASIMMETRICA/ASYMMETRIC LENS	85	0,01	L085A.A/ ##
FILTRO NIDO D'APE/HONEY COMB LOUVER	85	0,01	L085R.A/ ##

VERSIONI DISPONIBILI/AVAILABLE VERSION

● KELVIN

- 27 2700K
- 30 3000K
- 35 3500K
- 40 4000K
- HC Horticulture

● FASCIO/BEAM

- S Spot 15°
- F Flood 24°
- W Wide 38°

● DIMMABLE (OPTIONAL)

- D Dali Touch & Dimm
- DF Dimm taglio di fase | dimm trailing / leading edge

/## FINITURA/FINISHING

- /01 bianco | white
- /02 nero | black
- /49 bronzo/bronze

Per i gradi vedere in tabella - For degree check the table

